

### COMPANY SURGEONS

- Dr. Roscoe C. Webb, Chief Surg., Home phone Colfax 4101,  
1849 Medical Arts Building, 9th St. and Nicollet Ave.,  
Minneapolis, Minn.
- Dr. H. M. N. Wynne, Asst. Chief Surg., Minneapolis, Minn.
- Dr. H. E. Wheeler, Division Surg., Spokane, Wash.
- Dr. D. S. MacKenzie, Division Surgeon, Havre, Mont.
- Dr. W. W. Taylor, Division Surgeon, Whitefish, Mont.
- Dr. A. T. Lees, Asst. Division Surgeon, Whitefish, Mont.
- Dr. Chas. Houtz, Asst. Division Surgeon, Havre, Mont.

### OPHTHALMIC SURGEONS

- Dr. H. D. Huggins .....Kalispell
- Dr. W. L. Forster .....Havre
- Dr. R. J. Sprowl .....Spokane

### LOCAL SURGEONS

- Dr. Robert A. Benke .....Chester.
- Dr. M. D. Ridle—Dr. W. C. Robinson .....Shelby.
- Dr. P. O. Neraal—Dr. S. D. Whetstone .....Cut Bank.
- Dr. W. Q. Conway .....Kalispell.
- Dr. T. B. Moore .....Kalispell.
- Dr. E. P. Cockrell .....Kalispell.
- Dr. John B. Simons, Alternate Surgeon.....Whitefish.
- Dr. Chester A. Clark .....Eureka.
- Dr. James M. Cairns .....Libby.
- Dr. R. M. Howell .....Bonners Ferry.
- Dr. William F. Tyler .....Sand Point.
- Dr. Leslie J. Stauffer .....Priest River.
- Dr. E. G. Bond .....Newport.
- Dr. J. Farrow .....Hillyard.

C. R. BLISS, Chief Dispatcher.  
L. E. COOPER, Trainmaster.  
H. J. NICHOLS, Trainmaster.  
F. H. MOORE, Trainmaster.  
J. E. O'BRIEN, Trainmaster.

# GREAT NORTHERN RAILWAY COMPANY

## KALISPELL DIVISION

# TIME TABLE 51

EFFECTIVE 12.01 A. M.  
MOUNTAIN TIME  
AND  
PACIFIC TIME

## Tuesday, January 1, 1946.

Be positive you have with you while on duty, current time table and special instructions relating thereto.

**MOUNTAIN TIME GOVERNS FIRST, SECOND, THIRD, FIFTH AND SEVENTH SUBDIVISIONS.**

**PACIFIC TIME GOVERNS FOURTH AND SIXTH SUBDIVISIONS.**

W. R. MINTON Superintendent.  
I. E. MANION, General Manager.  
J. B. SMITH, General Superintendent Transportation.



2 WESTWARD

FIRST SUBDIVISION

Station Numbers	Car Capacity		THIRD CLASS		FIRST CLASS				Distances from Havre	Time Table No. 51		Telegraph Calls
	Sidings	Other Tracks	657	681		41	1	27		Effective January 1, 1946		
			Mon., Wed., Fri.	Daily Ex. Sunday		Daily Ex. Sunday	Daily	Daily		Mountain Time		
Yard	2011	L	6.00Am					L 8.10Am	L 3.30Am	Double Track	HAVRE	HX
<b>TRAINS BETWEEN PACIFIC JCT. AND HAVRE BE GOVERNED BY BUTTE DIVISION TIME TABLE.</b>												
961		29	L 6.15Am					L 8.17Am	L 3.38Am <sup>446</sup>	4.03	DOUBLE TRACK } ... PACIFIC JUNCTION.....	
967	128	6	6.30				8.24	3.47	9.97		BURNHAM.....	
971	61	14	6.45				8.30	3.54	14.62		FRESNO.....	
976	128	44	7.15				8.36	f 4.02	18.36		KREMLIN.....	KN
986	129	33	7.45				8.49	f 4.19 <sup>28</sup>	29.47		GILDFORD.....	GR
992	61	30	8.10				8.56	f 4.29	35.40		HINGHAM.....	HG
998	142	35	8.30				9.03	f 4.39	41.87		RUDYARD.....	RU
1004	126	29	8.55				9.11	f 4.49	47.61		INVERNESS.....	RN
1008		32	9.10				9.16	f 4.55	51.45		JOPLIN.....	JO
1018	E99 W125		9.20				9.20	4.59	54.42		BUELOW.....	
1018	E89 W60	66	10.15				f 9.30	s 5.11	61.52		CHESTER.....	CH
1024	138	14	10.35				9.37	5.20	67.06		TIBER.....	
1031	129	30	11.05 <sup>460</sup>				9.47	f 5.32	74.59		LOTHAIR.....	AR
1087	60	39	11.30				9.55	f 5.42	80.58		GALATA.....	GA
1043	141 E59	24	11.55Am				10.03 <sup>658</sup>	f 5.52	86.60		DEVON.....	CD
1052	W60 E169	10	12.30Pm				10.14 <sup>460</sup>	f 6.06	95.84		DUNKIRK.....	
1061	W241	407	2.00	L 8.30Am		L 10.40Am <sup>1</sup>	s 10.30 <sup>41</sup>	s 6.30	104.67		SHELBY.....	SJ
1069			2.05	A 8.40Am		A 10.43Am <sup>1</sup>	10.33 <sup>41</sup>	6.33	106.16		SWEET GRASS LINE JCT.....	
1074	W122	31	2.35				10.51	f 6.52	117.70		ETHRIDGE.....	DG
1083			2.55				11.03	7.05	125.46		BALTIC.....	
1087	180	186	3.40				s 11.11	s 7.15	128.95		CUT BANK.....	CT
1093		8	4.05				11.21	7.26	134.97		GUNSIGHT.....	
1095		30	4.15				11.26	7.31	138.55		SUNDANCE.....	
1100	W59	7	4.25				11.33	7.38	143.79		FORT PIEGAN.....	
1106		9	4.35				11.40	7.45	149.22		MERIWETHER.....	
1112	Yard	630	A 4.50 PM				A 11.50Am	A f 7.55Am	155.19		BLACKFOOT.....	BF
			10.35 14.28	.10 9.60			.03 29.80	3.33 42.70	4.17 35.29		Time Over Subdivision Average Speed Per Hour	

Westward trains are superior to eastward trains of the same class.

Conditional stops—

No. 1 at any station between Havre and Cut Bank to discharge revenue passengers from Williston and points East.

MOUNTAIN TIME GOVERNS FIRST, SECOND, THIRD, FIFTH AND SEVENTH SUBDIVISIONS.  
PACIFIC TIME GOVERNS FOURTH AND SIXTH SUBDIVISIONS.

FIRST SUBDIVISION

EASTWARD 3

Time Table No. 51

Effective January 1, 1946  
Mountain Time

STATIONS

Distance from Blackfoot	FIRST CLASS				SECOND CLASS			THIRD CLASS		SIGNS
	28	40	2		460	472	446	658	682	
	Daily	Daily Ex. Sunday	Daily		Daily	Daily	Daily	Tue., Thur. and Sat.	Daily Ex. Sunday	

Double Track } .....	HAVRE.....	155.19	A 5.35Am		A 11.05Pm		A 1.30Pm	A 7.35Pm	A 3.45Am		A 4.15Pm		BPRKD NWCOX
-------------------------	------------	--------	----------	--	-----------	--	----------	----------	----------	--	----------	--	----------------

TRAINS BETWEEN PACIFIC JCT. AND HAVRE BE GOVERNED BY BUTTE DIVISION TIME TABLE.

Double Track } .....	STATIONS	Distance from Blackfoot	FIRST CLASS				SECOND CLASS			THIRD CLASS		SIGNS	
			28	40	2		460	472	446	658	682		
DOUBLE TRACK	4.03 PACIFIC JUNCTION.....	151.16	A f 5.27Am		A 10.58Pm		A 1.15Pm	A 7.20Pm	A 3.30Am <sup>27</sup>		A 3.55Pm		JIPY
	5.94 BURNHAM.....	145.22	f 5.16		10.50		1.04	7.09	3.19		3.35		P
	4.85 FRESNO.....	140.57	f 5.07		10.44		12.56	7.01	3.11		3.15		P
	4.74 KREMLIN.....	135.83	f 4.58		10.38		12.48	6.53	3.03		3.00		DNP
	10.11 GILDFORD.....	125.72	f 4.40		10.25		12.30	6.35	2.45		2.20		DNPW
	5.93 HINGHAM.....	119.79	f 4.29 <sup>27</sup>		10.18		12.19	6.24	2.34		1.55		DP
	5.97 RUDYARD.....	113.82	f 4.16		10.11		12.07Pm	6.12	2.22		1.30		DP
	6.24 INVERNESS.....	107.58	f 4.06		10.03		11.56Am	6.01	2.11		1.10		DNP
	3.84 JOPLIN.....	103.74	f 4.00		9.58		11.50	5.55	2.05		12.50		DP
	2.97 BUELOW.....	100.77	f 3.55		9.54		11.45	5.50	2.00		12.35		P
	7.10 CHESTER.....	93.67	f 3.43		f 9.43		11.30	5.35	1.45		12.10Pm		DNPW
	5.84 TIBER.....	88.13	f 3.34		9.34		11.20	5.24	1.34		11.35Am		P
	7.53 LOTHAIR.....	80.60	f 3.23		9.23		11.05 <sup>657-658</sup>	5.09	1.19		11.05 <sup>460</sup>		DP
	5.99 GALATA.....	74.61	f 3.13		9.14		10.50	4.57	1.07		10.35		DP
	6.02 DEVON.....	68.59	f 3.03		9.06		10.35	4.45	12.55		10.03		DNPW
8.74 DUNKIRK.....	59.85	f 2.49		8.54		10.14	4.30	12.40		9.30		P BRKDNP WOIYXJC	
9.33 SHELBY.....	50.52	s 2.35	A 8.00Pm	s 8.40		9.45	4.05	12.15Am		9.00	A 12.10Pm		PXJ
1.49 SWEET GRASS LINE JCT.....	49.03	2.25	L 7.55Pm	8.30		9.30	3.50	11.59Pm		8.20	L 12.01Pm		DP
11.54 ETHRIDGE.....	37.49	f 2.10		8.15		9.08	3.28	11.38		7.55			
7.76 BALTIC.....	29.78	f 1.59		8.03		8.53	3.13	11.23		7.35		P	
3.49 CUT BANK.....	26.24	f 1.52		s 7.55		8.45	3.05	11.15		7.25		DNWIP	
6.02 GUNSIGHT.....	20.22	f 1.40		7.43		8.30	2.50	11.00		7.10			
3.58 SUNDANCE.....	16.64	f 1.35		7.38		8.22	2.42	10.52		7.00		P	
5.24 FORT PIEGAN.....	11.40	f 1.27		7.31		8.11	2.31	10.41		6.45		P	
5.43 MERIWETHER.....	5.97	f 1.19		7.24		8.00	2.20	10.30		6.30		P BRKDNP WOIYX	
5.97 BLACKFOOT.....		L f 1.10Am		L 7.15Pm		L 7.45Am	L 2.05Pm	L 10.15Pm		L 6.15Am			
Time Over Subdivision			4.17	.05	3.43		5.30	5.15	5.15		9.40	0.09	
Average Speed Per Hour			35.29	19.20	40.67		27.48	28.79	28.79		15.60	9.93	

Westward trains are superior to eastward trains of the same class.

Conditional stops—

No. 2 at any station between Cutbank and Havre to pick up revenue passengers destined Williston or points east.

MOUNTAIN TIME GOVERNS FIRST, SECOND, THIRD, FIFTH AND SEVENTH SUBDIVISIONS.  
PACIFIC TIME GOVERNS FOURTH AND SIXTH SUBDIVISIONS.

## 4 WESTWARD

## SECOND SUBDIVISION

Station Numbers	Car Capacity		THIRD CLASS			FIRST CLASS			Distance from Blackfoot	Time Table No. 51		Telegraph Calls
	Sillings	Other Tracks	683	1	27	Time Table No. 51						
						Effective January 1, 1946 Mountain Time						
			Tue., Thur., Sat.	Daily	Daily	STATIONS						
1112	Yard	630	L 5.45Am	L 11.50Am	Lf 7.55Am	BLACKFOOT	BF					
1120	E 124 W 104	60	6.40	12.06Pm	s 8.12	7.29 BROWNING	BG					
1128	93	14	<sup>460</sup> 7.03	12.17	8.23	5.18 TRIPLE DIVIDE						
1130	130	6	7.20	12.25	8.30	3.70 SPOTTED ROBE						
1133	95	150	7.55	12.33	f 8.40	4.58 GLACIER PARK	MD					
1136	112	10	8.05	<sup>684</sup> 12.38	8.46	2.70 BISON						
1141	129	10	8.20	<sup>472</sup> 12.44	8.52	3.12 RISING WOLF						
1147	E 112 W 130	31	<sup>27</sup> 9.03	12.55	f 9.03	6.26 SUMMIT	SM					
1153	E 60	9	9.25	1.08	9.16	6.80 BLACKTAIL						
1157		13	9.40	1.14	9.22	3.08 SINGLESHOT						
1161	E 61	18	10.00	1.23	9.31	4.41 NIMROD						
1165	E 98 W 136	212	10.45	1.30	s 9.38	3.91 WALTON	SX					
1171		18	10.59	1.39	9.47	5.66 PINNACLE						
1175		14	11.15	1.47	9.55	4.83 HIDDEN LAKE						
1181	E 116 W 99	14	11.30Am	1.56	f 10.04	5.40 RED EAGLE	NY					
1192	150	96	12.20Pm	2.14	f 10.24	10.65 BELTON	BE					
1200	E 60 W 60	15	12.45	2.25	f 10.37	7.88 CITADEL	CM					
			12.57	2.32	10.46	4.26 BRENT						
1207	83	181	1.25	s 2.40	s 10.59	2.93 COLUMBIA FALLS	CF					
1210		46	1.33	2.45	f 11.05	2.94 HALF MOON						
1215	Yard	1473	A 1.45Pm	A 2.55Pm	A 11.15Am	4.70 WHITEFISH	WF					
			8.00	3.05	3.20	Time Over Subdivision						
			12.50	32.52	30.08	Average Speed Per Hour						

Westward trains are superior to eastward trains of the same class.

Conditional stops—

No. 1 Browning to discharge revenue passengers from points south of Shelby.

No. 1 Browning to pick up revenue sleeping car passengers for Spokane and points west where No. 1 scheduled to stop.

MOUNTAIN TIME GOVERNS FIRST, SECOND, THIRD, FIFTH AND SEVENTH SUBDIVISIONS.  
PACIFIC TIME GOVERNS FOURTH AND SIXTH SUBDIVISIONS.

SECOND SUBDIVISION

EASTWARD 5

Time Table No. 51 Effective January 1, 1946 Mountain Time		Distance from Whitefish	FIRST CLASS			SECOND CLASS			THIRD CLASS		SIGNS	
			2	28		460	472	446				684
STATIONS			Daily	Daily		Daily	Daily	Daily			Mon., Wed. Fri.	
DOUBLE TRACK	BLACKFOOT	100.28	A 7.15 PM	A f 1.10 AM	A 7.30 AM	A 1.50 PM	A 10.00 PM			A 2.15 PM		KRDNPW IOYXB
	BROWNING	92.99	7.03	s 12.58	7.14	1.33	9.44			1.55		DNPW
	TRIPLE DIVIDE	87.81	6.55	f 12.49	7.03	1.21	9.33			1.25		P
	SPOTTED ROBE	84.11	6.48	f 12.42	6.55	1.13	9.25			1.15		P
	GLACIER PARK	79.53	6.40	f 12.34	6.43	1.00	9.13			1.00		DNPW YX
	BISON	76.83	6.35	f 12.27	6.37	12.54	9.07			12.38		P
	RISING WOLF	73.71	6.30	f 12.22	6.30	12.44	9.00			12.20 PM		P DNPW YX
	SUMMIT	67.45	6.18	f 12.10 AM	6.15	12.27 PM	8.45			11.50 AM		PW
	BLACKTAIL	60.65	5.56	f 11.48 PM	5.30	11.44 AM	8.00			11.10		P
	SINGLESHOT	57.57	5.47	f 11.39	5.20	11.34	7.50			10.50		P
DOUBLE TRACK	NIMROD	53.16	5.35	f 11.27	5.02	11.17	7.32			10.30		IP KDNPW BOYX
	WALTON	49.25	5.25	f 11.17	4.50	11.04	7.20			10.10		P
	PINNACLE	43.69	5.12	f 11.04	4.20	10.34	6.50			9.40		P
	HIDDEN LAKE	38.76	5.03	f 10.55	4.03	10.17	6.33			9.10		P
	RED EAGLE	33.38	4.54	f 10.45	3.45	9.59	6.15			8.40		DNIYFW
DOUBLE TRACK	BELTON	22.71	4.35	f 10.25	3.20	9.34	5.50			8.00		DNP
	CITADEL	14.83	4.22	f 10.11	3.00	9.15	5.30			7.15		DPW
	BRENT	10.57	4.16	10.02	2.51	9.06	5.21			6.55		PI
	COLUMBIA FALLS	7.64	s 4.10	s 9.55	2.45	9.00	5.15			6.45		DNJYXP
	HALF MOON	4.70	4.03	f 9.43	2.33	8.48	5.03			6.25		P
WHITEFISH	0.0	L 3.55 PM	L 9.35 PM	L 2.15 AM	L 8.30 AM	L 4.45 PM			L 6.15 AM		KRDNWP BOXZI	
Time Over Subdivision			3.20	3.35	5.15	5.20	5.15			8.00		
Average Speed Per Hour			30.08	27.98	19.10	18.50	19.10			12.50		

Westward trains are superior to eastward trains of the same class.

Conditional stops—

No. 2 on flag at stations west of Blackfoot to pick up revenue passengers for south of Shelby or east of Havre where No. 2 is scheduled to stop.

No. 2 Browning to discharge revenue sleeping car passengers from Spokane and west.

MOUNTAIN TIME GOVERNS FIRST, SECOND, THIRD, FIFTH AND SEVENTH SUBDIVISIONS.

PACIFIC TIME GOVERNS FOURTH AND SIXTH SUBDIVISIONS.



## 6 WESTWARD

## THIRD SUBDIVISION

Station Numbers	Car Capacity		THIRD CLASS			FIRST CLASS			Distance from Whitefish	Time Table No. 51 Effective January 1, 1946 Mountain Time		Telegraph Calls
	Sidings	Other Tracks					1	27		STATIONS		
				687			Daily	Daily				
1215	Yard	1473			L 4.30Am			L 3.05Pm	L 11.25Am	0.0	..... WHITEFISH.....	WF
1220	151	0			4.45			3.16	f 11.35	6.00	..... VISTA.....	
1227	194	15			5.00			<sup>2</sup> 3.25	f 11.44	11.81	..... LUFFER.....	
1232	E70 W70	26			5.25			3.33	f 11.53Am	17.27	..... OLNEY.....	KY
1238	139	17			<sup>472</sup> 5.40			3.41	f 12.02Pm	23.05	..... RADNOR.....	
1245	E110 W113	17			6.15			3.51	f 12.13	80.11	..... STRYKER.....	SY
1251	136	15			6.35			4.00	f 12.22	36.08	..... TREGO.....	
1256		16			7.05			4.07	f 12.30	40.70	EASTWARD } FORTINE.	FR
1262		60			7.30			4.16	f 12.39	46.61	FREIGHT TRK. } TOBACCO.....	BA
1267	140	39			8.30			4.25	s 12.49	52.89	..... EUREKA.....	KA
1276	E100 W134	144			9.15			4.37	s 1.02	61.26	..... REXFORD.....	RD
1280	137	6			9.45			4.52	f 1.17	72.05	..... STONEHILL.....	
1282	145	5			10.15			5.07	f 1.32	83.21	..... URAL.....	
1287	131	4			<sup>446</sup> 10.35			5.15	f 1.41	88.16	..... VOLCOUR.....	VR
1292		22			10.59				f 1.50	92.85	..... WARLAND.....	
1295	139				11.15			5.27	f 1.56	95.86	..... YARNELL.....	
1802	E65 W65	10			11.40Am			5.39	f 2.07	103.76	..... JENNINGS.....	
1808	152	8			12.01Pm			5.48	f 2.16	109.48	..... RIPLEY.....	
1315	258	165			<sup>2</sup> 12.43			<sup>28</sup> 6.00	s 2.30	116.82	..... LIBBY.....	CK
1326		15			1.13			6.17	2.47	127.33	..... KOOTENAI FALLS.....	
1332	Yard	845			A 1.30Pm			A 6.30Pm	A 3.00Pm	134.55	..... TROY.....	UX
					9.00 14.95			3.25 39.38	3.35 37.54		Time Over Subdivision Average Speed Per Hour	

Westward trains are superior to eastward trains of the same class.

MOUNTAIN TIME GOVERNS FIRST, SECOND, THIRD, FIFTH AND SEVENTH SUBDIVISIONS.  
PACIFIC TIME GOVERNS FOURTH AND SIXTH SUBDIVISIONS.

THIRD SUBDIVISION

EASTWARD 7

Time Table No. 51

Effective January 1, 1946  
Mountain Time

STATIONS	Distance from Troy	FIRST CLASS			SECOND CLASS				THIRD CLASS		SIGNS
		2	28		472	446	460		688		
		Daily	Daily		Daily	Daily	Daily		Tues., Thurs., Sat.		
WHITEFISH..... 6.00	134.55	A 3.45Pm	A 9.25Pm		A 6.30Am	A 2.30Pm	A 12.05Am			A 2.15Pm	KRDNPZ BWOXI
VISTA..... 5.81	129.15	3.35	f 9.15		6.10	2.10	11.45Pm			1.55	P
LUPFER..... 5.46	122.74	3.25	f 9.05		6.00	2.00	11.35			1.40	P
OLNEY.....	117.28	3.15	f 8.56		5.50	1.50	11.25			1.15	DNPW
RADNOR..... 5.78	111.50	3.07	f 8.46		<sup>687</sup> 5.40	1.40	11.15			12.40	P
STRYKER..... 7.06	104.44	2.56	f 8.34		5.25	1.25	11.00			<sup>27</sup> 12.13Pm	DNPWY
TREGO..... 5.97	98.47	2.45	f 8.21		5.05	1.05	10.40			11.35Am	P
EASTWARD } FORTINE..... 4.62	93.85	2.36	f 8.11		4.45	<sup>27</sup> 12.45	10.20			11.10	DP
FREIGHT TRK. } TOBACCO..... 5.91	87.94	2.25	f 7.59		4.25	<sup>27</sup> 12.25	10.00			10.40	DNPWI
EUREKA..... 5.78	82.16	2.16	s 7.48		4.00	12.01Pm	9.35			10.15	DP
REXFORD..... 8.87	78.29	2.01	s 7.31		3.35	11.35Am	9.10			9.15	DNPWY
STONEHILL..... 10.80	62.49	1.47	f 7.14		3.05	11.05	8.40			8.20	PW
URAL..... 11.15	51.84	1.32	f 6.57		2.45	10.45	8.20			7.50	P
VOLCOUR..... 4.95	46.39	1.24	f 6.48		2.35	<sup>687</sup> 10.35	8.10			7.35	DNPW
WARLAND..... 4.69	41.70		f 6.40							7.15	P
YARNELL..... 3.01	38.21	1.13	f 6.35		2.21	10.21	7.56			7.00	P
JENNINGS..... 7.90	30.79	1.02	f 6.22		2.07	10.07	7.42			6.35	P
RIPLEY..... 5.72	25.07	12.54	f 6.13		1.57	9.57	7.32			6.20	P
LIBBY..... 6.84	18.23	f 12.43	s 6.00		1.45	9.45	7.20			6.00	DNPW
KOOTENAI FALLS..... 11.01	7.22	12.27	f 5.43		1.18	9.18	6.53			5.05	PI KRDNP BWOX
TROY..... 7.22		L 12.15Pm	L 5.30Pm		L 1.00Am	L 9.00Am	L 6.35Pm			L 4.45Am	
Time Over Subdivision		3.30	3.55		5.30	5.30	5.30			9.30	
Average Speed Per Hour		38.44	34.35		24.46	24.46	24.46			14.16	

Westward trains are superior to eastward trains of the same class.

Conditional stops—

No. 2 at stations west of Whitefish to pick up revenue passengers for south of Shelby or east of Havre where No. 2 is scheduled to stop.

MOUNTAIN TIME GOVERNS FIRST, SECOND, THIRD, FIFTH AND SEVENTH SUBDIVISIONS.  
PACIFIC TIME GOVERNS FOURTH AND SIXTH SUBDIVISIONS.



## 8 WESTWARD

## FOURTH SUBDIVISION

Station Numbers	Car Capacity		THIRD CLASS			FIRST CLASS			Distance from Troy	Time Table No. 51 Effective January 1, 1946 Pacific Time		Telegraph Calls
	Sidings	Other Tracks					1	27		STATIONS		
			689								Daily	
		Tue., Thur., Sat.										
1332	Yard	845			L 5.00Am			L 5.35Pm	L 2.05Pm	0.0	TROY	UX
1340	149	30			5.35			5.49	2.17	6.68	6.68 YAKT	
1347	131	14			6.00			6.02	<sup>690</sup> 2.30	13.71	7.03 LEONIA	ON
1353	70	6			6.25			6.15	2.43	20.64	6.93 KATKA	
1360	122	10			<sup>446</sup> 6.50			6.27	2.55	27.03	6.39 CROSSPORT	
1364	E119 W68	135			7.30			6.35	s <sup>28</sup> 3.05	31.34	4.31 BONNER'S FERRY	BY
1369	70	18			7.45			6.44	f 3.14	36.31	4.97 MORAVIA	
1376	119	29			8.10			6.54	f 3.25	42.72	6.41 NAPLES	NA
1383	70	8			8.30			7.05	f <sup>460</sup> 3.37	50.11	7.39 ELMIRA	
1390	125	10			8.50			7.15	f 3.48	56.93	6.82 COLBURN	
1398	W133 E95	293			<sup>2</sup> 9.30			7.25	s 4.02	64.78	7.85 SAND POINT	S
									f 4.07	67.74	2.96 DOVER	
1407	70	13			10.00			7.38	f 4.15	73.62	5.88 WRENCOE	
1410	125	15			10.15			7.45	f 4.22	78.62	5.00 LACLEDE	
1416	71	42			10.35			7.52	f 4.29	83.34	4.72 THAMA	
1420	70	135			11.10			7.58	s 4.36	86.88	3.54 PRIEST RIVER	NC
1427	E125 W69	125			11.50Am			8.11	s 4.50	93.44	6.56 NEWPORT	NR
1432		13			12.01Pm			8.17	f 4.56	96.95	3.51 PENRITH	
1436	125	15			12.15			<sup>472</sup> 8.24	f 5.04	101.27	4.32 SCOTIA	
1442	120	25			12.35			8.36	f 5.15	107.91	6.64 CAMDEN	
1445	70	28			<sup>28</sup> 12.59			8.41	f 5.20	110.90	2.99 ELK	KE
1449	123	32			<sup>460</sup> 1.15			8.47	f 5.28	115.22	4.32 MILAN	
1456	70	11			1.35			8.56	f 5.39	121.72	6.50 CHATTAROY	
1460	67	55			1.50			9.01	f 5.45	125.62	3.90 DEAN	SF
1464		93			2.15			9.07	f 5.54	130.21	4.59 MEAD	
1469	Yard	3184			A 2.45Pm			A 9.15Pm	A 6.05Pm	134.67	4.46 HILLYARD	HU
					9.45			3.40	4.00			
					13.81			36.73	33.67			

Westward trains are superior to eastward trains of the same class.

Conditional stops—

No. 1 at Bonner's Ferry, Sand Point, Priest River and Newport to discharge revenue passengers from Fargo and East.

No. 1 at Bonner's Ferry to pick up revenue passengers destined Everett, Seattle and Portland.

No. 27 on Flag at Samuels postoffice, 3 miles east Colburn.

Section of No. 1 handling standard sleeping cars will stop at Sand Point on flag to receive revenue passengers destined points west of Spokane where No. 1 scheduled to stop.

MOUNTAIN TIME GOVERNS FIRST, SECOND, THIRD, FIFTH AND SEVENTH SUBDIVISIONS.

PACIFIC TIME GOVERNS FOURTH AND SIXTH SUBDIVISIONS.



FOURTH SUBDIVISION

EASTWARD 9

Time Table No. 51

Effective January 1, 1946

Pacific Time

STATIONS	Distances from Hillyard	FIRST CLASS				SECOND CLASS				THIRD CLASS		SIGNS
		2	28			446	460	472		690		
		Daily	Daily			Daily	Daily	Daily		Mon., Wed. Fri.		
<b>TROY</b> 8.68	134.67	A 11.10Am	A 4.25Pm			A 7.45Am	A 5.20Pm	A 11.45Pm		A 3.15Pm		RDNPW BOKX
<b>YAKT</b> 7.03	127.99	10.56	f 4.11			7.31	5.05	11.31		2.55		P
<b>LEONIA</b> 6.93	120.96	10.43	f 3.58			7.17	4.51	11.16		<sup>27</sup> 2.30		DNP
<b>KATKA</b> 6.39	114.03	10.30	f 3.45			7.03	4.37	11.02		2.00		P
<b>CROSSPORT</b>	107.64	10.18	f 3.33			<sup>689</sup> 6.50	4.24	10.49		1.40		P
<b>BONNER'S FERRY</b> 4.31	103.33	10.12	s 3.25			6.40	4.15	10.40		1.25		DNPVW YXJ
<b>MORAVIA</b> 6.41	98.36	10.05	f 3.14			6.31	4.05	10.30		12.10Pm		P
<b>NAPLES</b> 7.39	91.95	9.57	f 3.02			6.20	<sup>37</sup> 3.53	10.17		11.45Am		DNPVW
<b>ELMIRA</b> 6.82	84.56	9.48	f 2.50			6.07	<sup>37</sup> 3.37	10.03		11.10		P
<b>COLBURN</b>	77.74	9.40	f 2.39			5.54	3.20	9.50		10.45		P
<b>SAND POINT</b> 7.85	69.89	<sup>689</sup> 9.30	s 2.25			5.40	3.05	9.35		10.15		DNPVW YXZ
<b>DOVER</b> 6.83	66.93		f 2.16									PV
<b>WRENCOE</b> 8.00	61.05	<sup>690</sup> 9.17	f 2.08			5.26	2.51	9.21		<sup>2</sup> 9.17		P
<b>LACLEDE</b> 4.72	56.05	9.11	f 2.01			5.17	2.42	9.12		8.55		P
<b>THAMA</b>	51.33	9.05	f 1.54			5.09	2.34	9.04		8.40		P
<b>PRIEST RIVER</b> 8.54	47.79	9.00	s 1.48			5.03	2.28	8.58		8.25		D P
<b>NEWPORT</b> 6.56	41.23	8.50	s 1.35			4.50	2.15	8.45		7.55		DNPVW
<b>PENRITH</b> 8.51	37.72	8.42	f 1.24			4.38	2.00	8.35		7.25		P
<b>SCOTIA</b> 4.32	33.40	8.35	f 1.17			4.29	1.51	<sup>1</sup> 8.24		7.10		P
<b>CAMDEN</b> 6.64	26.76	8.23	f 1.05			4.11	1.32	7.58		6.50		PW
<b>ELK</b> 2.99	23.77	8.19	f <sup>689</sup> 12.59			4.04	1.25	7.51		6.40		PDN
<b>MILAN</b> 4.32	19.45	8.13	f 12.51			3.55	<sup>689</sup> 1.15	7.41		6.20		P
<b>CHATTAROY</b> 6.50	12.95	8.04	f 12.40			3.42	1.02	7.28		5.55		P
<b>DEAN</b> 3.90	9.05	7.59	f 12.33			3.35	12.55	7.21		5.40		DNPXJ
<b>MEAD</b> 4.59	4.46	7.53	f 12.24			3.25	12.45	7.11		5.20		P
<b>HILLYARD</b> 4.46		L 7.45Am	L 12.15Pm			L 3.15Am	L 12.35Pm	L 7.00Pm		L 5.00Am		KRDNPW BOXIYZ
Time Over Subdivision		3.25	4.10			4.30	4.45	4.45		10.15		
Average Speed Per Hour		39.42	32.32			29.93	28.37	28.37		13.14		

Westward trains are superior to eastward trains of the same class.

Conditional stops—

No. 2 at Newport daily except Sunday.

No. 2 at Sandpoint to discharge revenue passengers originating west of Spokane.

No. 2 at Bonner's Ferry to discharge passengers from Portland, Seattle, and Everett.

No. 2 at any station west of Troy to pick up revenue passengers for points south of Shelby and east of Havre where No. 2 is scheduled to stop.

No. 28 on Flag at Samuels postoffice, 3 miles east Colburn.

MOUNTAIN TIME GOVERNS FIRST, SECOND, THIRD, FIFTH AND SEVENTH SUBDIVISIONS.

PACIFIC TIME GOVERNS FOURTH AND SIXTH SUBDIVISIONS.



## 10 WESTWARD

## FIFTH SUBDIVISION

## EASTWARD

Station Numbers	Car Capacity		SECOND CLASS	FIRST CLASS				Distance from Columbia Falls	Time Table No. 51 Effective January 1, 1946 Mountain Time		Telegraph Calls	Distance from Kalispell	SIGNS	FIRST CLASS				SECOND CLASS
	Sidings	Other Tracks	369	249	247	245	243		244	246				248	250	370		
			Daily Ex. Sun.	Daily	Daily	Daily	Daily										Daily	Daily
1207	.....	181	L 6.50Am	L 10.00Pm	L 4.15Pm	L 2.45Pm	L 11.10Am	.....	<b>COLUMBIA FALLS</b>	CF	14.34	BJ RDNPYX	A 10.45Am	A 2.30Pm	A 4.05Pm	A 9.30Pm	A 6.10Pm	
.....	.....	2		f 10.05	f 4.20	f 2.50	f 11.15	1.84	<b>SOLDIERS HOME</b>	.....	12.50	.....	f 10.34	f 2.20	f 3.55	f 9.19	.....	
WB5	.....	41	7.10	f 10.12	f 4.27	f 2.57	f 11.22	5.28	<b>LA SALLE</b>	.....	9.06	P	f 10.28	f 2.14	f 3.49	f 9.13	5.40	
.....	.....	.....	7.25	f 10.20	f 4.36	f 3.06	f 11.31	9.91	<b>ROSE CROSSING</b>	.....	4.43	.....	f 10.19	f 2.07	f 3.42	f 9.04	.....	
WB 14	Yard	331	A 8.10Am	A 10.30Pm	A 4.45Pm	A 3.15Pm	A 11.40Am	14.34	<b>KALISPELL</b>	K	.....	BRKDNP JWYXZ	L 10.10Am	L 2.00Pm	L 3.35Pm	L 8.55Pm	L 5.01Pm	
.....	.....	.....	1.20 10.75	.30 28.7	.30 28.7	.30 28.7	.30 28.7	.....	Time Over Subdivision Average Speed per Hour	.....	.....	.....	.35 24.6	.30 28.7	.30 28.7	.35 24.6	1.00 12.4	

Westward trains are superior to eastward trains of the same class except:  
Nos. 244, 246, 248 and 250 are superior to Nos. 243, 245, 247 and 249 Kalispell  
to Columbia Falls.  
MOUNTAIN TIME GOVERNS FIRST, SECOND, THIRD, FIFTH AND SEVENTH SUBDIVISIONS.

## WESTWARD

## SIXTH SUBDIVISION

## EASTWARD

Station Numbers	Car Capacity		SECOND CLASS				Distance from Port Hill	Time Table No. 51 Effective January 1, 1946 Pacific Time		Telegraph Calls	Distance from Bonner's Ferry	SIGNS	SECOND CLASS	
	Sidings	Other Tracks	379					380	Monday and Friday				Monday and Friday	
			Monday and Friday	Monday and Friday	Monday and Friday	Monday and Friday								
KV26	Yard	37	.....	.....	.....	L 6.30Am	0.0	<b>PORT HILL</b>	.....	28.11	DPO	A 1.30Pm	.....	
KV17	0	18	.....	.....	.....	s 7.05	9.18	<b>COPELAND</b>	.....	16.93	.....	s 12.40	.....	
KV8	0	15	.....	.....	.....	s 7.50	18.54	<b>RITZ</b>	.....	7.57	.....	s 12.10Pm	.....	
.....	.....	.....	.....	.....	.....	.....	25.55	<b>SPOKANE INT. RY. CROSSING</b>	.....	0.56	.....	.....	.....	
1804	0	135	.....	.....	.....	A 8.20Am	26.11	<b>BONNERS FERRY</b>	BY	0.0	RDNPW BYXJV	L 11.40Am	.....	
.....	.....	.....	.....	.....	.....	.....	1.50 14.2	Time Over Subdivision Average Speed Per Hour.	.....	.....	.....	1.50 14.2	.....	

Westward trains are superior to eastward trains of the same class.  
PACIFIC TIME GOVERNS FOURTH AND SIXTH SUBDIVISIONS.

## WESTWARD

## SEVENTH SUBDIVISION

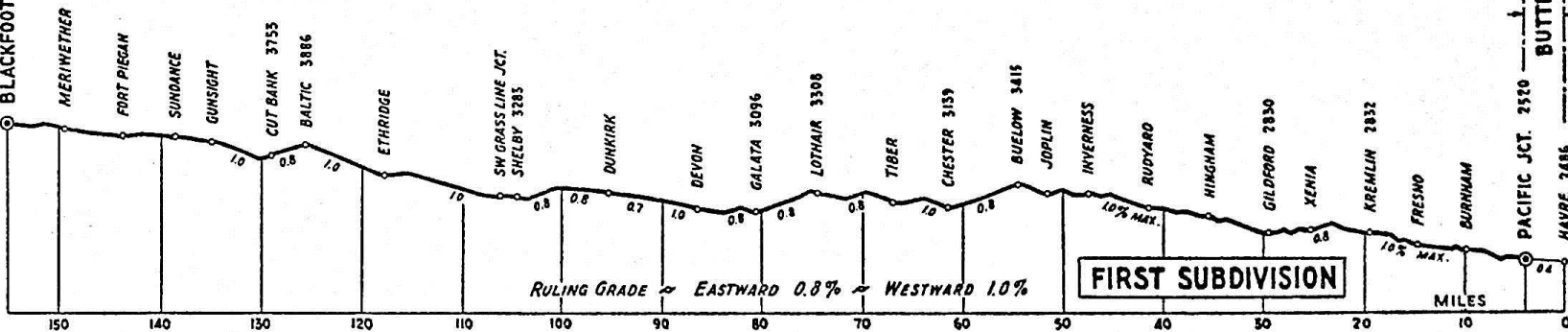
## EASTWARD

Station Numbers	Car Capacity						Distance from Somers	Time Table No. 51 Effective January 1, 1946 Mountain Time		Telegraph Calls	Distance from Hubbard	SIGNS		
	Sidings	Other Tracks						STATIONS	STATIONS					
WB25	Yard	.....	.....	.....	.....	0.00	<b>SOMERS</b>	OB	38.84	DWOPX RB	.....	.....		
WB21	7	.....	.....	.....	.....	4.67	<b>BALLS CROSSING</b>	.....	34.17	.....	.....	.....		
WB14	Yard	.....	.....	.....	.....	9.02	<b>KALISPELL</b>	K	29.22	JZ BRKDN PWYX	.....	.....		
WB24	51	.....	.....	.....	.....	18.76	<b>KILA</b>	.....	20.08	.....	.....	.....		
WB32	25	.....	.....	.....	.....	26.56	<b>ATHENS</b>	.....	12.28	.....	.....	.....		
WB38	14	.....	.....	.....	.....	31.96	<b>MARION</b>	.....	0.88	YW	.....	.....		
WB42	24	.....	.....	.....	.....	36.30	<b>BITTERROOT</b>	.....	2.54	.....	.....	.....		
WB44	43	.....	.....	.....	.....	38.84	<b>HUBBARD</b>	.....	0.00	.....	.....	.....		
.....	.....	.....	.....	.....	.....	.....	Time Over Subdivision Average Speed per Hour	.....	.....	.....	.....	.....		

Westward trains are superior to eastward trains of the same class.  
MOUNTAIN TIME GOVERNS FIRST, SECOND, THIRD, FIFTH AND SEVENTH SUBDIVISIONS.

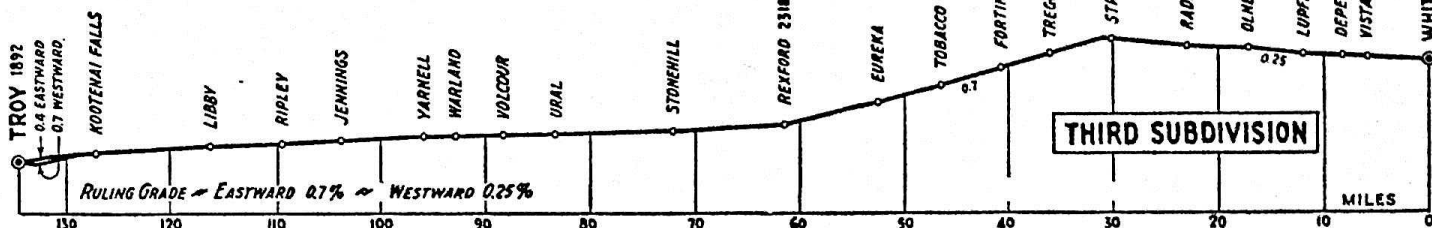
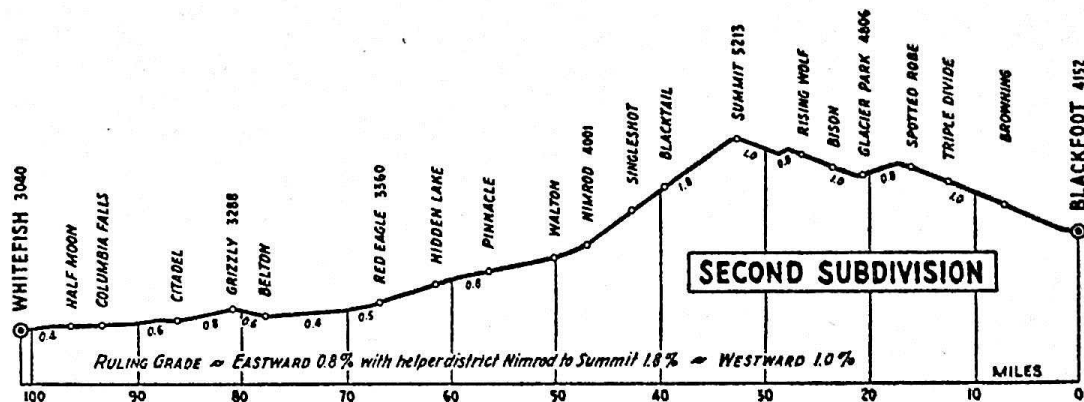


BLACKFOOT 4152

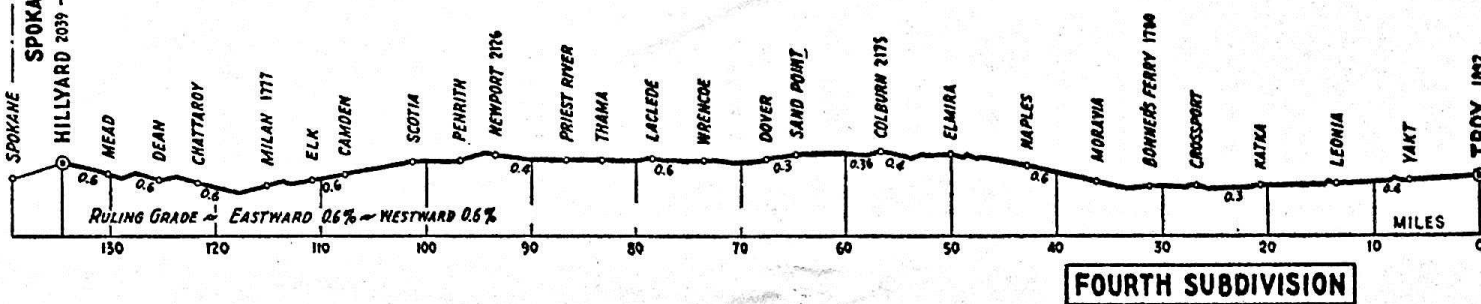


BUTTE DIV.

Elevation .....175



SPokane DIV.



KALISPELL DIVISION